

Tapo Smart Temperature & Humidity Monitor

Tapo T315

Tapo Hub Required



Clear & Sharp E-Ink Display



Real-time App Notifications



Free Data Storage & Export




Work with Tapo devices



// Tapo Smart Ecosystem

Tapo is the easy way to turn your home into a smart home. With the Tapo Hub as a bridge, Tapo Smart Sensor works with a wide range of Tapo accessories. So you can easily control and monitor your home from anywhere.



// Highlights


E-ink Display, clear and sharp from any angle.

Features a 2.7" E-ink display that reads like real paper. No screen glare and daylight readable with a 180 degree viewing angle.



Comparison between an E-ink display and a backlit display.

/ Highlight



Tapo T315


Tapo Smart Plug

Tapo Hub

Automate Your Appliances

Monitor and adjust your home's comfort level along with other Tapo devices.

For example, turn on a heater connected to Tapo smart plug automatically when the temperature in your home drops too low. Then switch it off when it's warm enough to save energy. Also works on appliances like fans, humidifiers and dehumidifiers.



Tapo T315

Tapo Hub

Get Instant Alerts

Send you instant app notifications when the temperature or humidity levels fall outside your preset ranges.

Perfect for monitoring your green house, cigar humidors, wine cellars, instrument cases and more.

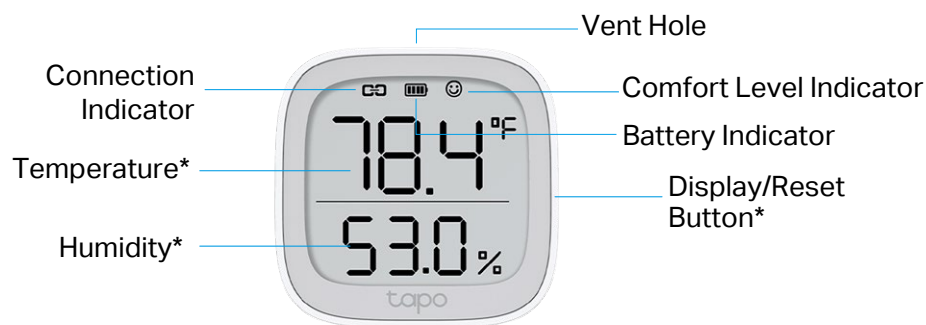
// Features

- **High-Accuracy Sensor** – Features the Swiss-made sensor chip with real-time data updating every 2s.
- **2.7" E-Ink Display** – No screen glare and readable in bright sunlight with a 180° viewing angle.
- **Real-Time Notifications** – Send you notifications via Tapo app whenever temperature or humidity levels fall outside the customized ranges.
- **Smart Actions Support** – Connect the actions with other smart devices for home automation.
- **Data Storage & Export** – Free 2-year worth of data cloud storage and exports. Track your home environment with ease.
- **Comfort Level Indicator** – Keep an eye on your home's levels at a glance. Customize your comfort zones in the Tapo app.
- **Switchable Display Unit** – One press to switch the temperature unit.
- **2 Year+ Battery Life** – Battery-powered design and lasts for up to two years with 2 AAA batteries.⁴
- **Easy Installation** – Place it anywhere with multiple installation options.
- **Device Sharing** – Easily share management permissions with each member of your family.
- **Easy Setup and Use** – Set up quickly and easily through the free Tapo app.

// Specifications

General

- Wireless: 868 MHz (EU version)¹; 922 MHz (US version)²
- Temperature Range: 0~50°C (32~122°F)³
- Humidity Range: 0%~99%RH
- Temperature Accuracy: ±0.3°C /±0.54°F;
(Up to ±0.2°C/ ±0.32°F from 5°C - 60°C / 41°F - 140°F)
- Humidity Accuracy: ±3%RH;
(Up to ±2%RH from 20%RH - 80%RH @ 25°C / 77°F)
- Refresh Rate: 2 Seconds
- Battery Life: 2 Years⁴



*Single press the side button to switch the temperature unit °C/ °F.
Double press the side button to switch display position of temperature and humidity..

Others

- Package Contents:

Smart Monitor Tapo T315	3M Adhesive
Quick Start Guide	AAA Batteries × 2
- Certifications: FCC, CE, R-NZ, UKCA, RoHS, JRF, VCCI, NCC, RCM
- Operating Temperature: -20~60°C (-4~140°F)³
- Operating Humidity: 0%–99%RH
- Dimensions: 62 × 62 × 24.5 mm (2.4 × 2.4 × 1.0 in)

Note: Tapo Hub Required

¹ The specific working frequencies for the EU version are 863 MHz to 865 MHz and 868 MHz to 868.6 MHz.

² The specific working frequencies for the US version are 920.9 MHz to 923.3 MHz.

³ The screen only displays temperature from 0 to 50°C (32 to 122 °F). If the readings go outside the range, please check the temperature in the Tapo app.

⁴ Battery life estimates obtained through testing in a laboratory setting. Actual result may vary.

Note: Currently, Alexa can only be used to check temperature, not humidity.

Specifications are subject to change without notice. All brands and product names are trademarks or registered trademarks of their respective holders.

©2024 TP-Link